

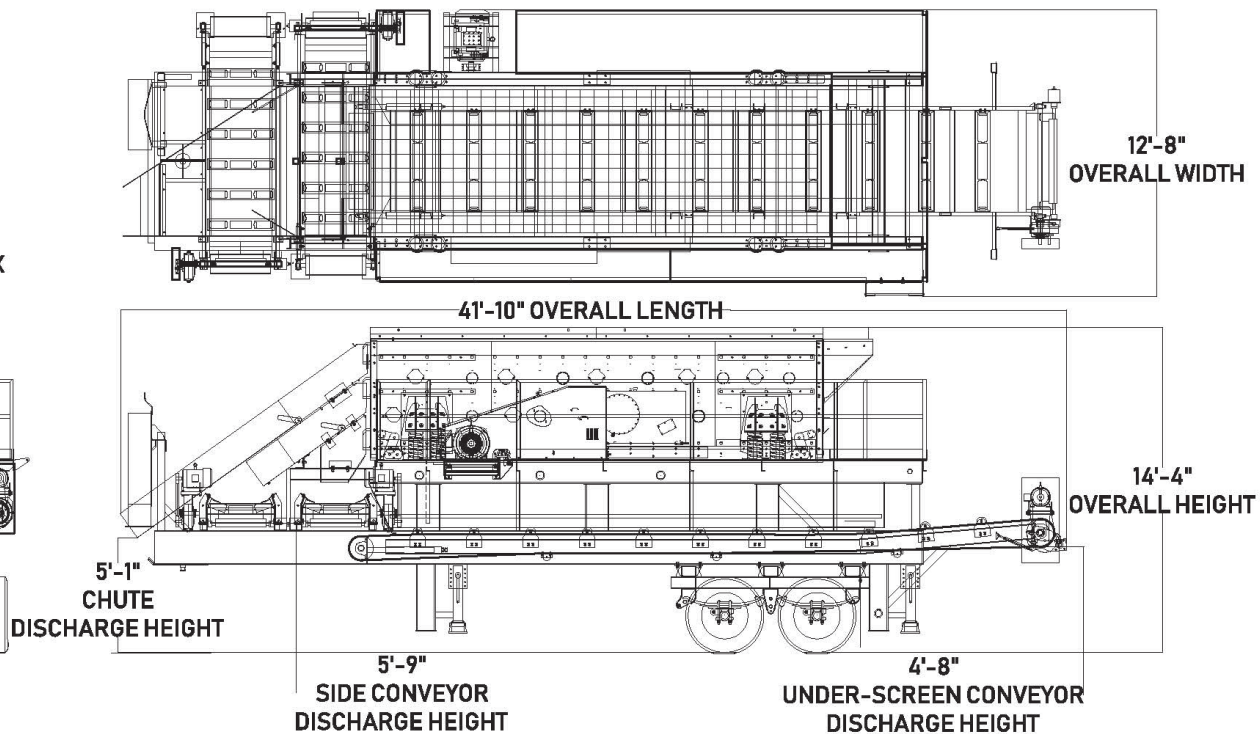
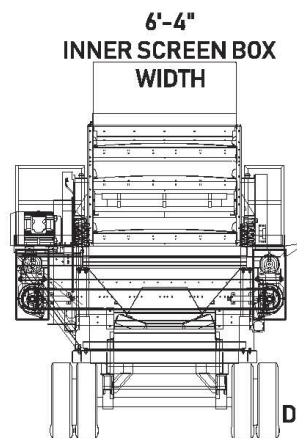


# L620s SCREEN PLANT

The L620s screen plant features the 6'x20' (1830mm x 6096mm) screen, along with a flex shaft screen drive and cross conveyors or front chute, making it the leader in the market. Wide conveyor belts make it easy to handle any application, while improving production and reducing the bottle necks in crushing circuits.

- Triple shaft screen box
- Available with either two- or three-deck screen
- Features under screen belt
- Includes cross conveyors as standard
- Ideal for an application

# L620s



## SPECIFICATIONS

Screen Size	6'X20'	Horsepower		Transportation	
Decks	3	Screen	40	Tires	11R22.5
Screen Speed	810	Cross Conveyor	7.5	Rear axle	37,000
Cross Conveyor	30"X10'6"	Cross Conveyor	7.5	King Pin	21,000
Operating Speed	303	Underscreen	10	Total	58,000
Cross Conveyor	30"X10'6"				
Operating Speed	303				
Underscreen Conveyor	48"X30'				
Operating Speed	300				

## ADDITIONAL OPTIONS

Hydraulic leveling jacks - (4) 70,000lb

Six (6) Run-On Jack Legs

NEMA - 12 motor control center

Cross conveyor under grizzly

Hydraulic folding hopper extensions

Taper Wedge Lock

Tire bulkheads

**PORTABLE SCREEN PLANT**

THE **L820s** REDUCES  
BOTTLENECKS WITH  
IMPRESSIVE FEATURES.

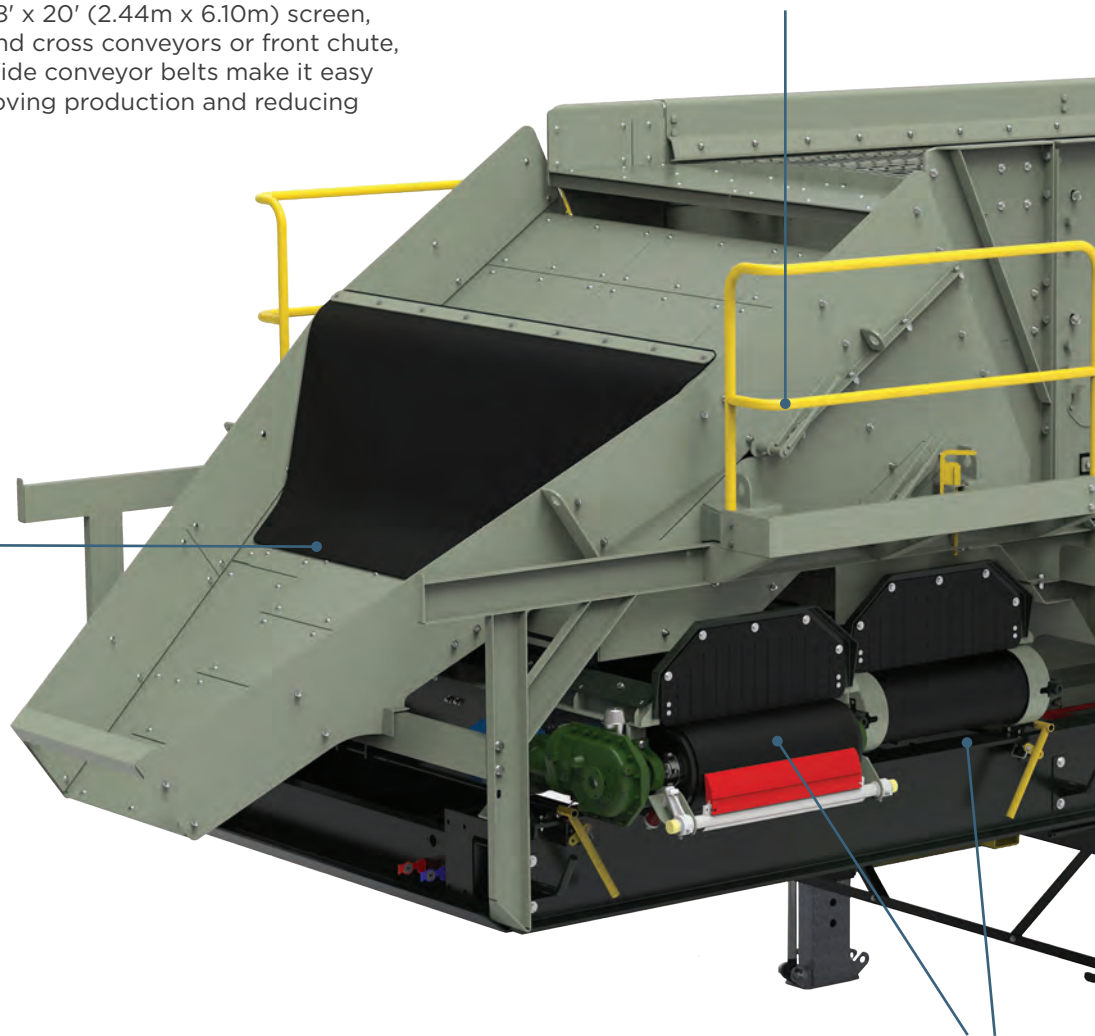
**LIPPMANN**

# Portable Screen Plant

## L820s

The L820s screen plant features the 8' x 20' (2.44m x 6.10m) screen, along with a flex shaft screen drive and cross conveyors or front chute, making it the leader in the market. Wide conveyor belts make it easy to handle any application while improving production and reducing the bottlenecks in crushing circuits.

AR Replacable wear liners on discharge chute




Manual blending gate access in 1/4 increments

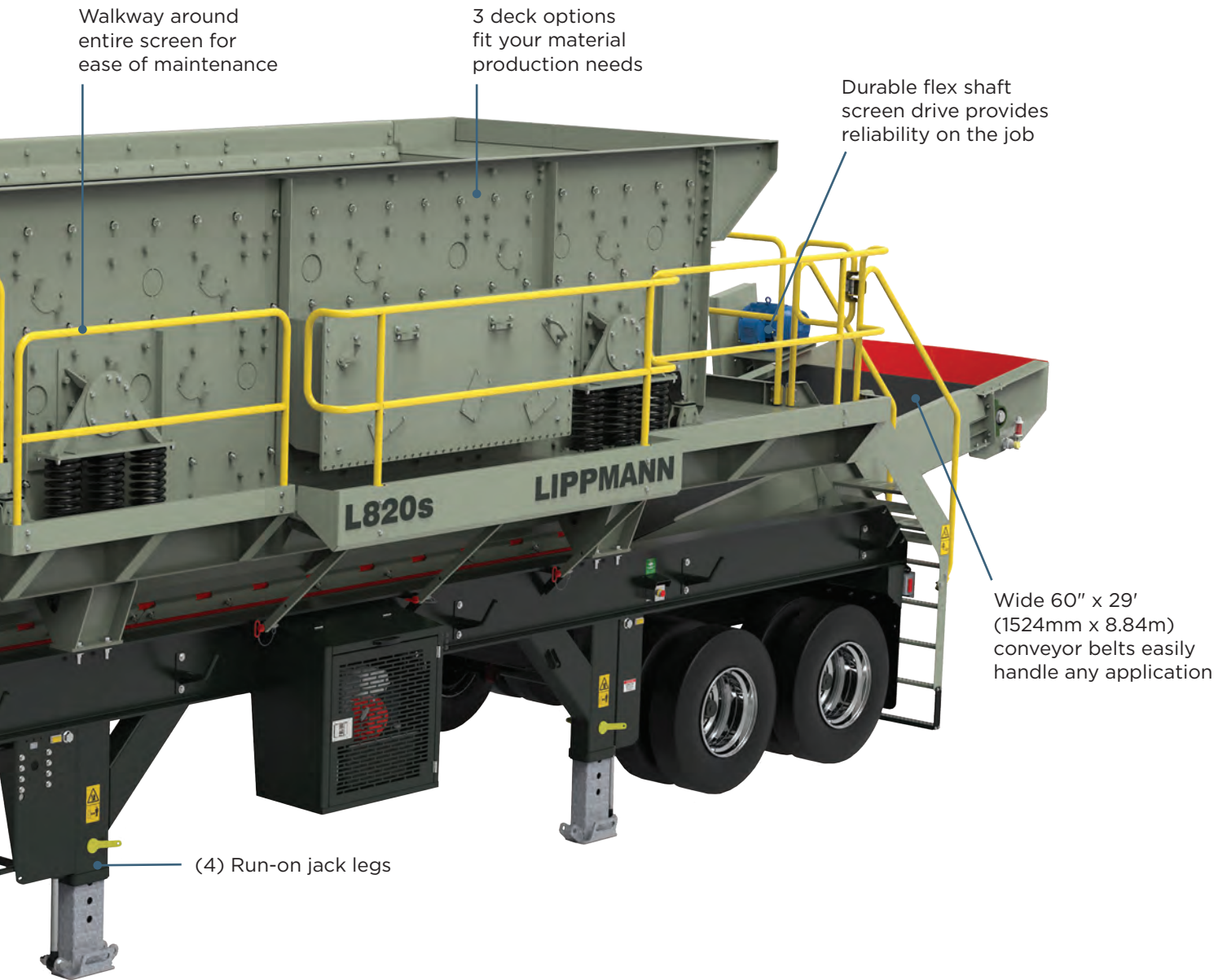
30"x10'6" (762mm x 3.20m) cross conveyors support multiple finished product sizes

### STANDARD FEATURES


- Triple shaft screen
- Oil bath system
- Roll away chute
- Blending gates
- Motorized head pulleys for easy setup and maintenance
- Hydraulic jack legs
- Hydraulic adjustable conveyors



Hydraulic adjustable conveyors coupled with an underscreen belt make this screen plant ideal for any application.



The L820s is set up with flop gates for ease of product blending.



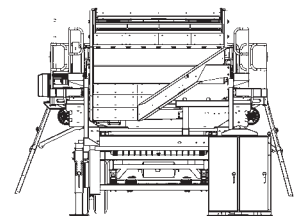
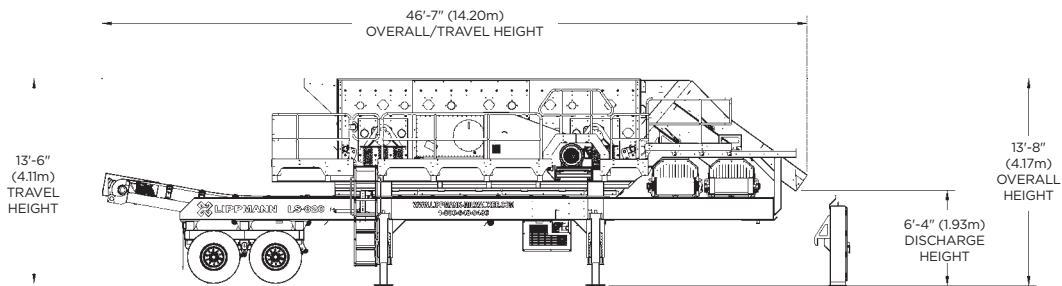
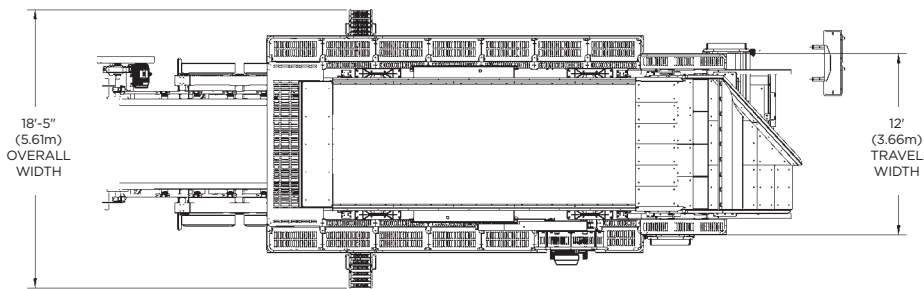
Roll away chutes allow for easy maintenance of the screen and the changing of screen cloth.

# L820s TECHNICAL SPECIFICATIONS

TRANSPORTATION		
	LBS	KGS
Tires	11R.22.5	11R.22.5
Rear Axle	67,000	30,391
King Pin	23,000	10,433
<b>TOTAL</b>	<b>168,000</b>	<b>76,204</b>

HORSEPOWER		
	HP	KW
Screen	75	56
Cross Conveyors - 2	10	7
Underscreen Conveyor	15	11

SPECIFICATIONS		
	US	METRIC
Screen Size	8' x 20'	2.44m x 6.10m
Decks	3	3
Screen Speed	810 hp	604kW
Cross Conveyors - 2	30" x 10'6"	762mm x 3.20m
Operating Speed	303 hp	226kW
Underscreen Conveyor	60" x 29'	1524mm x 8.84m



AUTHORIZED DISTRIBUTOR

# LIPPMANN

3271 East Van Norman Avenue  
Cudahy, WI 53110

[Lippmann-Milwaukee.com](http://Lippmann-Milwaukee.com)

800-648-0486